


# CIPRO

TP6H72M  
TP6H72M(H) **144 half-cell**

**380 - 400W**  
half-cut cast mono



## KEY FEATURES



### Half-cut cell technology

New circuit design, lower internal current, lower Rs loss



### Significantly lower the risk of hot spot

Special circuit design with much lower hot spot temperature



### Lower LCOE

2% more power generation, lower LCOE



### Excellent Anti-PID performance

2 times of industry standard Anti-PID test by TUV SUD



### IP68 junction box

High waterproof level

## SYSTEM & PRODUCT CERTIFICATES

- IEC 61215 / IEC 61730 / UL 1703
- ISO 9001: 2015 Quality Management System
- ISO 14001: 2015 Environment Management System
- ISO 45001: 2018 Occupational Health and Safety Management Systems

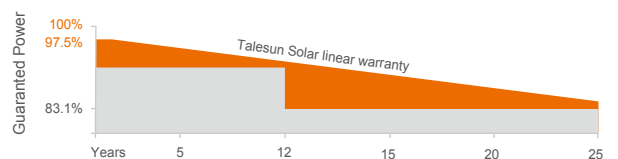


## PERFORMANCE WARRANTY



Linear Performance Warranty

Standard Performance Warranty



## ELECTRICAL PARAMETERS

### Performance at STC (Power Tolerance 0 ~ +3%)

Maximum Power (Pmax/W)	380	385	390	395	400
Operating Voltage (Vmpp/V)	39.6	39.8	40.0	40.3	40.5
Operating Current (Impp/A)	9.60	9.68	9.75	9.81	9.88
Open-Circuit Voltage (Voc/V)	48.3	48.5	48.7	49.0	49.2
Short-Circuit Current (Isc/A)	10.20	10.28	10.35	10.41	10.48
Module Efficiency $\eta$ (%)	18.9	19.1	19.4	19.6	19.9

### Performance at NMOT

Maximum Power (Pmax/W)	283	287	290	294	298
Operating Voltage (Vmpp/V)	36.8	36.9	37.1	37.4	37.6
Operating Current (Impp/A)	7.71	7.78	7.83	7.88	7.94
Open-Circuit Voltage (Voc/V)	45.0	45.2	45.4	45.6	45.8
Short-Circuit Current (Isc/A)	8.23	8.30	8.35	8.40	8.46

STC: Irradiance 1000W/m<sup>2</sup>, Cell Temperature 25°C, Air Mass AM1.5 NMOT: Irradiance at 800W/m<sup>2</sup>, Ambient Temperature 20°C, Air Mass AM1.5, Wind Speed 1m/s

## MECHANICAL SPECIFICATION

Cell Type	Cast Monocrystalline
Cell Dimensions	158.75*158.75mm
Cell Arrangement	144 (6*24)
Weight	22.5kg (49.6lbs)
Module Dimensions	2008*1002*35mm (79.06*39.45*1.38inches)
Cable Length	Portrait 300mm/Landscape 1200mm/Customized
Cable Cross Section Size	TUV: 4mm <sup>2</sup> (0.006inches <sup>2</sup> )/UL: 12AWG
Front Glass	3.2mm (0.13inches) AR Coating Tempered Glass
No. of Bypass Diodes	3/6
Packing Configuration (1)	31pcs/carton, 682pcs/40hq
Packing Configuration (2)	31+4pcs/carton, 726pcs/40hq
Frame	Anodized Aluminium Alloy
Junction Box	IP68

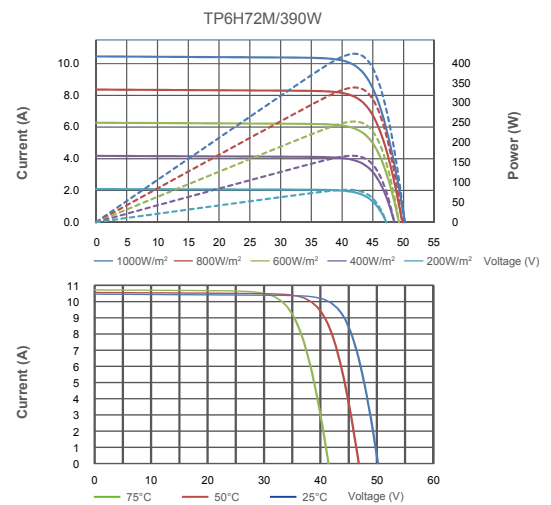
## OPERATING CONDITIONS

Maximum System Voltage	1000V/1500V/DC(IEC)
Operating Temperature	-40°C ~ +85°C
Maximum Series Fuse	20A
Static Loading	Snow Loading: 5400Pa/ Wind Loading: 2400Pa
Conductivity at Ground	≤0.1Ω
Safety Class	II
Resistance	≥100MΩ
Connector	T01/LJQ-3-CSY/MC4/EV02

## TEMPERATURE COEFFICIENT

Temperature Coefficient Pmax	-0.36%/°C
Temperature Coefficient Voc	-0.26%/°C
Temperature Coefficient Isc	+0.043%/°C
NMOT	43±2°C

## I-V CURVE



## TECHNICAL DRAWINGS

