


BIPRO

TD6I60M **120 half-cell**

360 - 380W

bifacial dual glass

9BB half-cut mono perc



KEY FEATURES



9BB half-cut cell technology

New circuit design, lower internal current, lower Rs loss
Ga doped wafer, attenuation < 2% (1st year) / ≤ 0.45% (Linear)



Industry leading high yield

Bifacial PERC cell technology,
5%-25% more yield depends on different conditions



Excellent Anti-PID performance

2 times of industry standard Anti-PID test by TUV SUD



Wider application

No water-permeability and high wear-resistance,
can be widely used in high-humid, windy and dusty area



IP68 junction box

High waterproof level

SYSTEM & PRODUCT CERTIFICATES

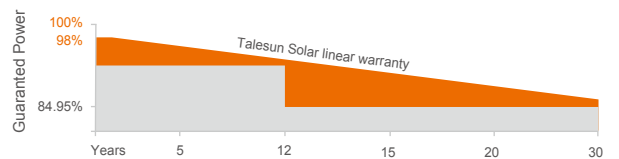
- IEC 61215 / IEC 61730 / UL 61730
- ISO 9001: 2015 Quality Management System
- ISO 14001: 2015 Environment Management System
- ISO 45001: 2018 Occupational Health and Safety Management Systems



PERFORMANCE WARRANTY



- Linear Performance Warranty
- Standard Performance Warranty



ELECTRICAL PARAMETERS

Performance at STC (Power Tolerance 0 ~ +3%)

Maximum Power (Pmax/W)	360	365	370	375	380
Operating Voltage (Vmpp/V)	34.3	34.6	34.9	35.2	35.5
Operating Current (Impp/A)	10.50	10.56	10.61	10.66	10.71
Open-Circuit Voltage (Voc/V)	40.7	40.9	41.1	41.3	41.5
Short-Circuit Current (Isc/A)	11.15	11.20	11.26	11.31	11.37
Module Efficiency ηm(%)	19.8	20.0	20.3	20.6	20.9

Performance at NMOT

Maximum Power (Pmax/W)	268	271	275	278	282
Operating Voltage (Vmpp/V)	31.6	31.9	32.1	32.3	32.6
Operating Current (Impp/A)	8.46	8.50	8.55	8.60	8.64
Open-Circuit Voltage (Voc/V)	37.9	38.0	38.2	38.4	38.6
Short-Circuit Current (Isc/A)	9.00	9.04	9.09	9.13	9.17

STC: Irradiance 1000W/m², Cell Temperature 25°C, Air Mass AM1.5 NMOT: Irradiance at 800W/m², Ambient Temperature 20°C, Air Mass AM1.5, Wind Speed 1m/s

Electrical characteristics with different rear side power gain (refer to 375W front)

Pmax gain	Pmax/W	Vmpp/V	Impp/A	Voc/V	Isc/A
5%	394	35.2	11.19	41.3	11.88
10%	413	35.2	11.73	41.3	12.44
15%	431	35.2	12.26	41.3	13.01
20%	450	35.2	12.79	41.3	13.57
25%	469	35.2	13.33	41.3	14.14

MECHANICAL SPECIFICATION

Cell Type	Monocrystalline
Cell Dimensions	166*166mm
Cell Arrangement	120 (6*20)
Weight	23.5kg (51.8lbs)
Module Dimensions	1755*1038*30mm (69.09*40.87*1.18inches)
Cable Length	Portrait 300mm/Landscape 1200mm/Customized
Cable Cross Section Size	TUV: 4mm ² (0.006inches ²)/UL: 12AWG
Front Glass	2.0mm (0.08 inches) AR Coating Semi-tempered Glass
Back Glass	2.0mm (0.08 inches) Glazed Semi-tempered Glass
No. of Bypass Diodes	3
Packing Configuration (1)	35pcs/carton, 910pcs/40hq
Packing Configuration (for USA)	35pcs/carton, 770pcs/40hq
Frame	Anodized Aluminium Alloy
Junction Box	IP68

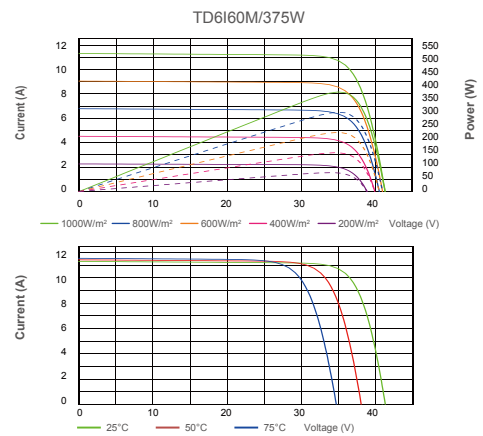
OPERATING CONDITIONS

Maximum System Voltage	1500V/DC(IEC)
Operating Temperature	-40°C ~ +85°C
Maximum Series Fuse	25A
Static Loading	Snow Loading: 5400Pa/ Wind Loading: 2400Pa
Conductivity at Ground	≤0.1Ω
Safety Class	II
Resistance	≥100MΩ
Connector	T01/LJQ-3-CSY/MC4/MC4-EVO2
Backside Output Ratio*	70% ± 5%
*Under STC: Backside Output Ratio = P _{max(rear)} / P _{max(front)}	

TEMPERATURE COEFFICIENT

Temperature Coefficient Pmax	-0.36%/°C
Temperature Coefficient Voc	-0.26%/°C
Temperature Coefficient Isc	+0.043%/°C
NMOT	43±2°C

I-V CURVE



TECHNICAL DRAWINGS

