


BIPRO

TD7G78M **156 half-cell**

570 - 590W

bifacial dual glass

10BB half-cut mono perc



KEY FEATURES



10BB half-cut cell technology

New circuit design, lower internal current, lower Rs loss
Ga doped wafer, attenuation < 2% (1st year) / ≤ 0.45% (Linear)



Industry leading high yield

Bifacial PERC cell technology,
5%-25% more yield depends on different conditions



Excellent Anti-PID performance

2 times of industry standard Anti-PID test by TUV SUD



Wider application

No water-permeability and high wear-resistance,
can be widely used in high-humid, windy and dusty area



IP68 junction box

High waterproof level

SYSTEM & PRODUCT CERTIFICATES

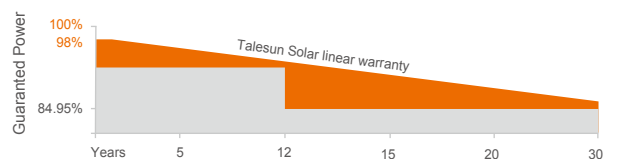
- IEC 61215 / IEC 61730 / UL 61730
- ISO 9001: 2015 Quality Management System
- ISO 14001: 2015 Environment Management System
- ISO 45001: 2018 Occupational Health and Safety Management Systems



PERFORMANCE WARRANTY



- Linear Performance Warranty
- Standard Performance Warranty



ELECTRICAL PARAMETERS

Performance at STC (Power Tolerance 0 ~ +3%)

Maximum Power (Pmax/W)	570	575	580	585	590
Operating Voltage (Vmpp/V)	44.68	44.82	44.97	45.11	45.25
Operating Current (Impp/A)	12.76	12.83	12.90	12.97	13.04
Open-Circuit Voltage (Voc/V)	53.30	53.44	53.59	53.73	53.87
Short-Circuit Current (Isc/A)	13.65	13.72	13.79	13.86	13.93
Module Efficiency ηm(%)	20.1	20.3	20.5	20.7	20.9

Performance at NMOT

Maximum Power (Pmax/W)	424	428	432	436	439
Operating Voltage (Vmpp/V)	41.6	41.8	41.9	42.1	42.2
Operating Current (Impp/A)	10.19	10.24	10.30	10.35	10.41
Open-Circuit Voltage (Voc/V)	50.2	50.3	50.4	50.6	50.7
Short-Circuit Current (Isc/A)	11.00	11.06	11.12	11.17	11.23

STC: Irradiance 1000W/m², Cell Temperature 25°C, Air Mass AM1.5 NMOT: Irradiance at 800W/m², Ambient Temperature 20°C, Air Mass AM1.5, Wind Speed 1m/s

Electrical characteristics with different rear side power gain (refer to 580W front)

Pmax gain	Pmax/W	Vmpp/V	Impp/A	Voc/V	Isc/A
5%	609	44.97	13.55	53.59	14.48
10%	638	44.97	14.19	53.59	15.17
15%	667	44.97	14.84	53.59	15.86
20%	696	44.97	15.48	53.59	16.55
25%	725	44.97	16.13	53.59	17.24

MECHANICAL SPECIFICATION

Cell Type	Monocrystalline
Cell Dimensions	182*182mm
Cell Arrangement	156 (6*26)
Weight	35kg (77.2lbs.)
Module Dimensions	2471*1134*35mm (97.28*44.65*1.38inches)
Cable Length (Portrait)	Portrait 300mm/Landscape 1200mm/Customized
Cable Cross Section Size	TUV: 4mm ² (0.006inches ²)/UL: 12AWG
Front Glass	2.0mm (0.08 inches) AR Coating Semi-tempered Glass
Back Glass	2.0mm (0.08 inches) Glazed Semi-tempered Glass
No. of Bypass Diodes	3
Packing Configuration (1)	31pcs/carton, 496pcs/40hq
Packing Configuration (for USA)	31pcs/carton, 496pcs/40hq
Frame	Anodized Aluminium Alloy
Junction Box	IP68

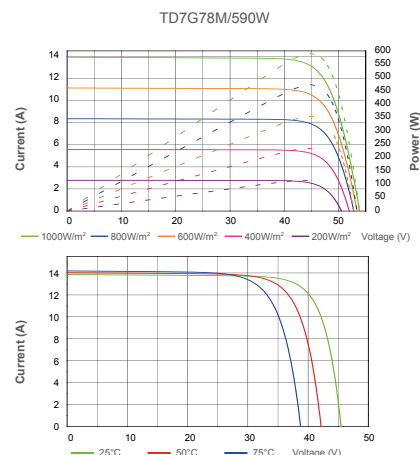
OPERATING CONDITIONS

Maximum System Voltage	1500V/DC(IEC)
Operating Temperature	-40°C ~ +85°C
Maximum Series Fuse	30A
Static Loading	Snow Loading: 5400Pa/ Wind Loading: 2400Pa
Conductivity at Ground	≤0.1Ω
Safety Class	II
Resistance	≥100MΩ
Connector	T01/LJQ-3-CSY/MC4/MC4-EVO2
Backside Output Ratio*	70% ± 5%
*Under STC: Backside Output Ratio = P _{max(rear)} / P _{max(front)}	

TEMPERATURE COEFFICIENT

Temperature Coefficient Pmax	-0.35%/°C
Temperature Coefficient Voc	-0.26%/°C
Temperature Coefficient Isc	+0.048%/°C
NMOT	43±2°C

I-V CURVE



TECHNICAL DRAWINGS

