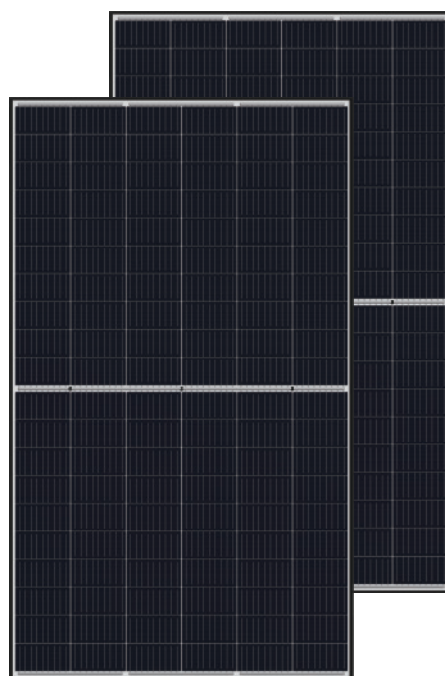


# BISTAR

TP6F60M(H)-XXX **120 half-cell**

**330 - 345W**

9BB half-cut mono perc



## KEY FEATURES



### 9BB half-cut cell technology

New circuit design, lower internal current, lower Rs loss



### Significantly lower the risk of hot spot

Special circuit design with much lower hot spot temperature



### Lower LCOE

2% more power generation, lower LCOE



### IP68 junction box

High waterproof level

## SYSTEM & PRODUCT CERTIFICATES

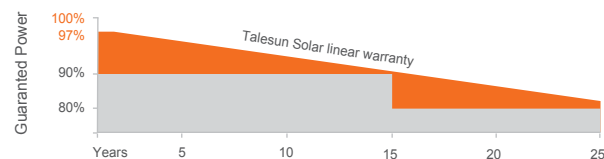
- IEC 61215 / IEC 61730
- ISO 9001: 2015 Quality Management System
- ISO 14001: 2015 Environment Management System
- ISO 45001: 2018 Occupational Health and Safety Management Systems

## PERFORMANCE WARRANTY

**15** years  
Quality assurance

**25** years  
Power output guarantee

■ Talesun standard  
■ Industry standard



## ELECTRICAL PARAMETERS

Performance at STC (Power Tolerance  $\pm 3\%$ ; Binning tolerance: 0~+5W)

Maximum Power (Pmax/W)	330	340	345
Operating Voltage (Vmpp/V)	34.1	34.7	34.9
Operating Current (Impp/A)	9.66	9.80	9.89
Open-Circuit Voltage (Voc/V) (Tolerance $\pm 4\%$ )	40.5	40.9	41.1
Short-Circuit Current (Isc/A) (Tolerance $\pm 4\%$ )	10.12	10.24	10.34
Module Efficiency $\eta(\%)$	19.5	20.1	20.4

Performance at NMOT

Maximum Power (Pmax/W)	244.2	251.9	255.7
Operating Voltage (Vmpp/V)	31.7	32.2	32.3
Operating Current (Impp/A)	7.71	7.83	7.90
Open-Circuit Voltage (Voc/V)	37.6	38.0	38.2
Short-Circuit Current (Isc/A)	8.17	8.27	8.35

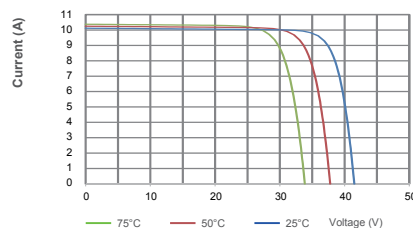
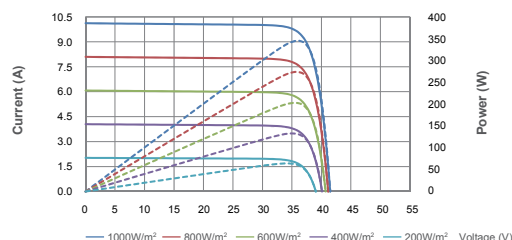
STC: Irradiance 1000W/m<sup>2</sup>, Cell Temperature 25°C, Air Mass AM1.5

NMOT: Irradiance at 800W/m<sup>2</sup>, Ambient Temperature 20°C, Air Mass AM1.5, Wind Speed 1m/s

## MECHANICAL SPECIFICATION

Cell Type	Monocrystalline
Cell Dimensions	158.75*158.75mm
Cell Arrangement	120 (6*20)
Weight	20.7kg (45.64lbs)
Module Dimensions	1684*1002*35mm (66.3*39.45*1.38inches)
Cable Length (Portrait)	(+)300mm (11.81inches) / (-)300mm (11.81inches)
Cable Length (Landscape)	(+)1200mm (47.24inches) / (-)1200mm (47.24inches)
Cable Cross Section Size	4mm <sup>2</sup> (0.006inches <sup>2</sup> )
Front Glass	3.2mm High Transmission, Tempered Glass
No. of Bypass Diodes	3/6
Packing Configuration	31pcs/carton, 806pcs/40hq
Packing Configuration	31+4pcs/carton, 858pcs/40hq
Frame	Anodized Aluminium Alloy
Junction Box	IP68

## I-V CURVE



## OPERATING CONDITIONS

Maximum System Voltage	1500V/DC(IEC)
Operating Temperature	-40°C ~ +85°C
Maximum Series Fuse	20A
Static Loading	Snow Loading: 5400Pa/ Wind Loading: 2400Pa
Conductivity at Ground	$\leq 0.1\Omega$
Safety Class	II
Resistance	$\geq 100M\Omega$
Connector	PV-KST4-EVO2/xy-UR(male), PV-KBT4-EVO2/xy-UR(female) ; T01 ; LJQ-3
Fire Rating (according to UL790)	Class C

## TEMPERATURE COEFFICIENT

Temperature Coefficient Pmax	-0.36%/°C
Temperature Coefficient Voc	-0.26%/°C
Temperature Coefficient Isc	+0.043%/°C
NMOT	43 $\pm$ 2°C

## TECHNICAL DRAWINGS

